

Scaled data based on original data using  
LM-79-08 Approved Method: Electrical and Photometric Measurements of Solid-  
State Lighting Products

Test Report Prepared for  
Cooper Lighting Solutions  
(formerly Eaton)

Brand: INVUE

Report Number: P674430

Luminaire Tested: **CCP-SA-1F-750-U-AFL-HSS**

Issue Date: 04/16/2023



**Test Information**

Test Method: LM-79-08  
Report Number: P674430  
Test Lab: INNOVATION CENTER(G2)  
Issue Date: 04/16/2023  
Manufacturer: COOPER LIGHTING SOLUTIONS (FORMERLY EATON)  
Product Line: INVUE  
Catalog Number: CCP-SA-1F-750-U-AFL-HSS  
Description: INVUE CLEAR CURVE POLE MOUNT Light Square Luminaire @1200mA w/ AFL distribution lens and House Side Shield  
Light Source: (16) 5000K CCT, 70 CRI LEDs  
Ballast/Driver: ELECTRONIC DRIVER

**Summary**

Lumens per Lamp: N/A  
Luminaire Lumens: 6359.9 lumens  
Efficiency: N/A  
Efficacy: 94.9 lumens/watt  
Luminous Opening: Rectangular (W 1' x L: 0.5' x H: 0')  
IES Classification: Type II - Short  
BUG Rating: B1 - U0 - G1

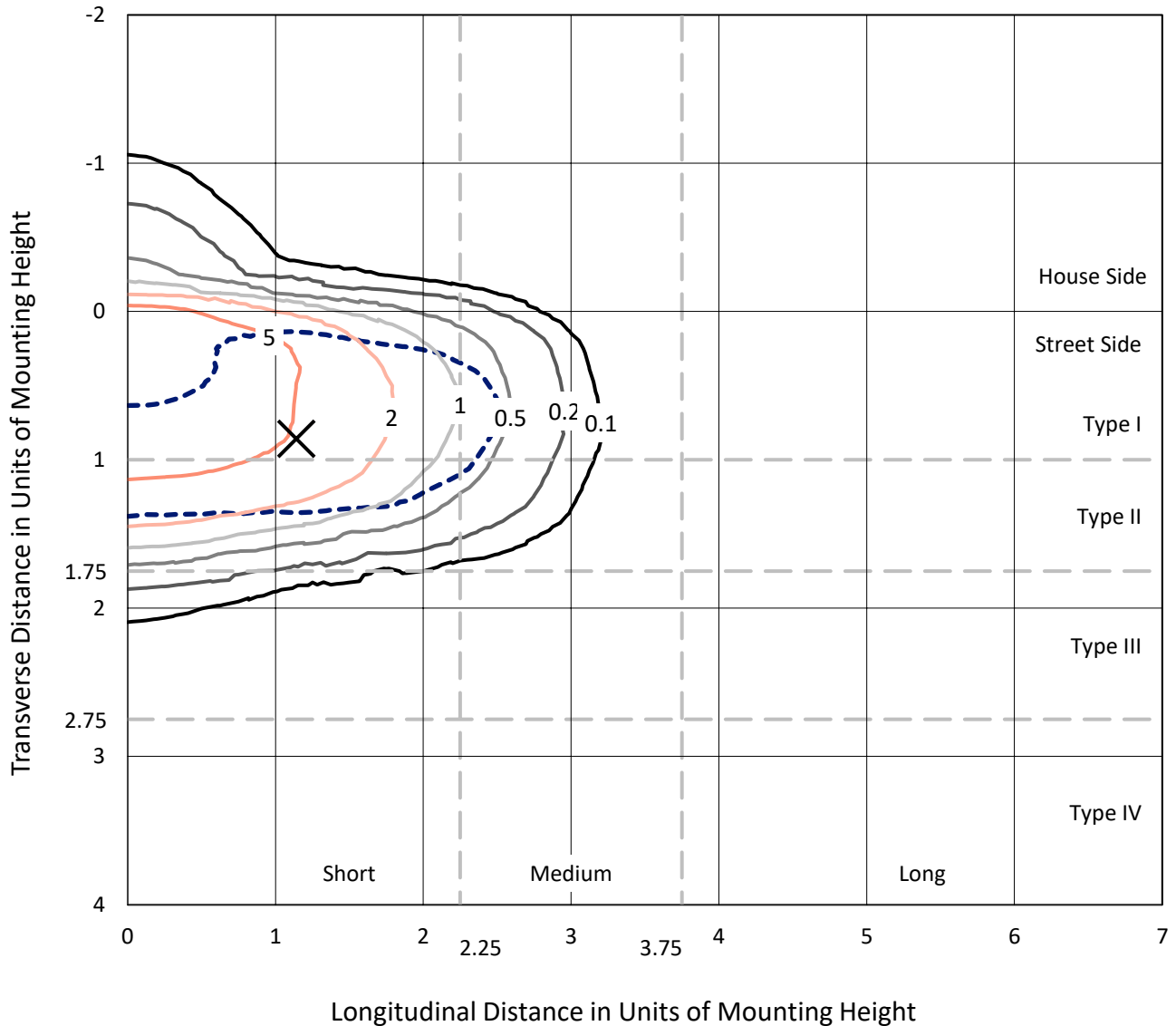
Input Watts (W): 67  
Input Voltage (V): 120  
Input Current (Ain): NR  
Voltage Rise (V): NR  
Power Factor: NR  
Total Harmonic Distortion (THDi): NR  
Frequency (hertz): 60  
Stabilization Time: NR  
Operation Time: NR  
Ambient Temperature (°C): NR  
Test Distance: 25 FT



REPORT NUMBER: P674430  
 CATALOG NUMBER: CCP-SA-1F-750-U-AFL-HSS

### Iso-Footcandle Lines of Horizontal Illumination

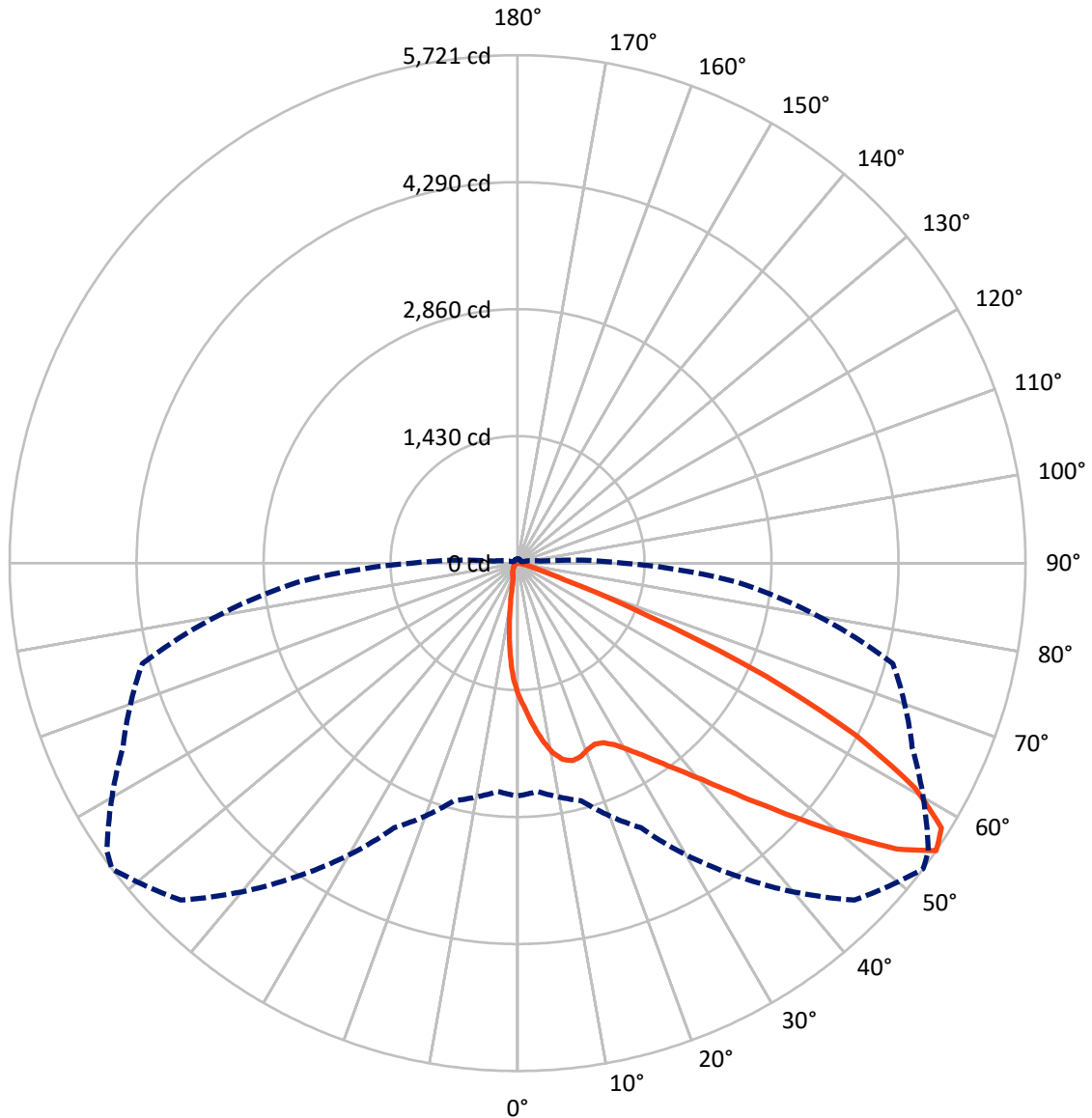
✕ Max cd  
 - - - 1/2 Max cd



Based on 15 foot mounting height. Maximum calculated value = 9.6 fc  
 Type II - Short - N/A

REPORT NUMBER: P674430  
CATALOG NUMBER: CCP-SA-1F-750-U-AFL-HSS

### Luminous Intensity Polar Plot



— Vertical Plane Through 53-Deg Lateral    - - - Horizontal Cone Through 55-Deg Vertical

REPORT NUMBER: P674430  
 CATALOG NUMBER: CCP-SA-1F-750-U-AFL-HSS

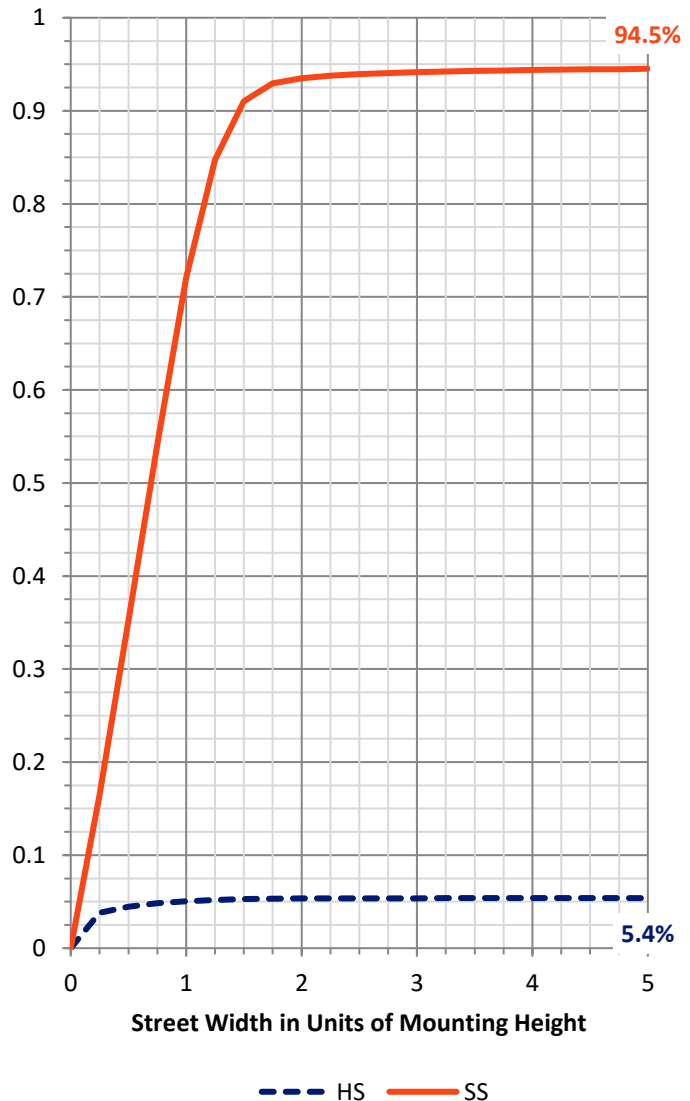
**FLUX DISTRIBUTION:**

		Downward	Upward	Total
<b>House Side</b>	Lumens	343.8	0.0	343.8
	% Fixture	5.4	0.0	5.4
<b>Street Side</b>	Lumens	6016.1	0.0	6016.1
	% Fixture	94.6	0.0	94.6
<b>Total</b>	Lumens	6359.9	0.0	6359.9
	% Fixture	100.0	0.0	100.0

**Coefficient of Utilization**

**ZONAL LUMENS:**

Zone	Lumens	% Fixture
0°-10°	133.1	2.1
10°-20°	347.7	5.5
20°-30°	581.9	9.2
30°-40°	952.1	15.0
40°-50°	1530.5	24.1
50°-60°	1727.9	27.2
60°-70°	921.7	14.5
70°-80°	151.4	2.4
80°-90°	13.6	0.2
90°-100°	0.0	0.0
100°-110°	0.0	0.0
110°-120°	0.0	0.0
120°-130°	0.0	0.0
130°-140°	0.0	0.0
140°-150°	0.0	0.0
150°-160°	0.0	0.0
160°-170°	0.0	0.0
170°-180°	0.0	0.0
0°-90°	6359.9	100.0
0°-180°	6359.9	100.0



REPORT NUMBER: P674430

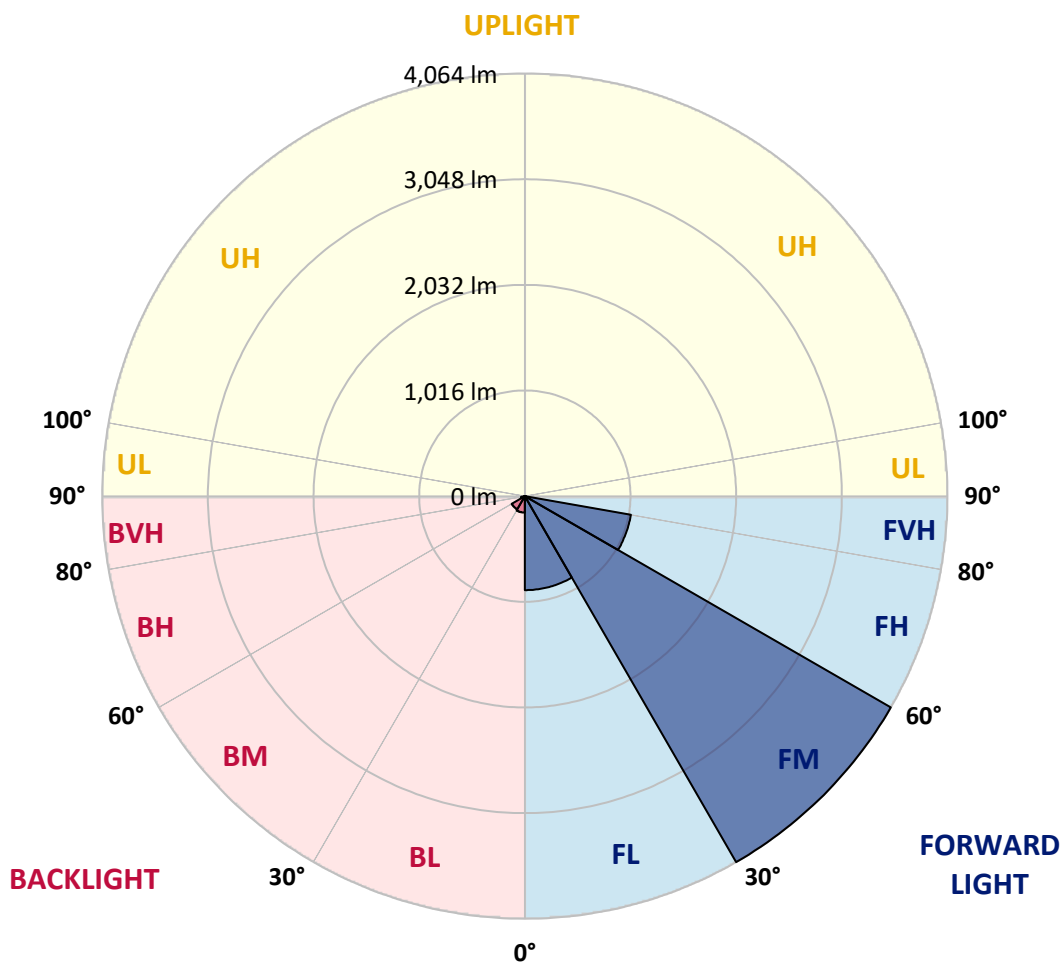
CATALOG NUMBER: CCP-SA-1F-750-U-AFL-HSS

**LUMINAIRE CLASSIFICATION SYSTEM LUMEN TABLE AND BUG RATING:**

Zone	Lumens	% Fixture	Zone Rating/Lumen Limit		
			B	U	G
FL (0°-30°)	904.1	14.2			
FM (30°-60°)	4064.0	63.9			
FH (60°-80°)	1035.5	16.3			G1/1800
FVH (80°-90°)	12.5	0.2			G1/100
BL (0°-30°)	158.6	2.5	B1/500		
BM (30°-60°)	146.5	2.3	B0/220		
BH (60°-80°)	37.6	0.6	B0/110		G0/110
BVH (80°-90°)	1.1	0.0			G0/10
UL (90°-100°)	0.0	0.0		U0/0	
UH (100°-180°)	0.0	0.0		U0/0	

**BUG Rating: B1-U0-G1**

Type II Short





REPORT NUMBER: P674430

CATALOG NUMBER: CCP-SA-1F-750-U-AFL-HSS

**CANDELA DISTRIBUTION (FULL):**

	0°	5°	15°	25°	35°	45°	53°	55°	65°	75°	85°
0°	1488.4	1488.4	1488.4	1488.4	1488.4	1488.4	1488.4	1488.4	1488.4	1488.4	1488.4
2.5°	1784.8	1774.2	1780.4	1764.2	1734.7	1697.9	1642.7	1645.5	1602.0	1564.1	1511.8
5°	2079.6	2068.4	2065.1	2023.9	1982.6	1916.3	1834.4	1821.0	1741.3	1644.9	1535.2
7.5°	2235.1	2225.6	2232.8	2217.8	2177.1	2116.9	2013.3	2003.2	1880.1	1734.1	1572.5
10°	2163.7	2160.4	2191.0	2226.7	2259.6	2252.3	2169.3	2153.7	2015.5	1832.2	1611.0
12.5°	1972.0	1982.6	2021.6	2087.4	2188.8	2284.1	2270.7	2273.5	2153.7	1938.6	1653.3
15°	1859.5	1872.3	1894.6	1928.6	2053.4	2222.8	2309.2	2337.0	2286.3	2057.3	1703.5
17.5°	1850.0	1860.6	1863.9	1876.8	1949.7	2124.2	2293.6	2346.5	2404.4	2169.3	1759.7
20°	1923.0	1927.5	1924.7	1915.2	1941.4	2070.7	2244.5	2320.3	2502.0	2288.5	1809.3
22.5°	2060.6	2054.0	2045.6	2010.5	2008.8	2085.7	2217.8	2296.9	2559.9	2387.2	1842.2
25°	2231.1	2217.2	2205.5	2155.9	2132.5	2164.3	2241.7	2305.3	2612.3	2483.0	1865.6
27.5°	2417.3	2421.7	2392.7	2325.9	2289.1	2282.4	2315.8	2363.2	2663.0	2568.8	1878.4
30°	2616.2	2618.4	2580.5	2511.4	2478.0	2435.1	2432.9	2461.3	2717.6	2667.5	1890.7
32.5°	2843.0	2849.1	2787.3	2715.4	2656.9	2601.2	2573.8	2597.8	2815.7	2796.2	1915.8
35°	3170.6	3143.9	3060.3	2951.6	2868.6	2795.6	2753.8	2769.4	2946.1	2950.5	1965.9
37.5°	3508.3	3505.5	3413.0	3256.5	3120.5	3029.7	2958.3	2984.0	3129.4	3157.3	2046.1
40°	3823.2	3830.4	3750.2	3613.6	3438.7	3282.6	3206.3	3223.6	3372.9	3408.0	2143.7
42.5°	4028.8	4024.9	4031.0	3992.0	3816.5	3632.6	3517.8	3527.3	3656.0	3674.4	2265.7
45°	4123.5	4108.5	4160.8	4284.5	4214.9	4021.5	3890.6	3878.9	3949.6	3944.6	2376.6
47.5°	4041.6	4013.7	4134.1	4432.2	4567.1	4508.5	4321.3	4300.1	4240.0	4199.8	2491.9
50°	3634.3	3622.0	3879.4	4362.0	4788.3	4958.8	4821.2	4742.6	4499.1	4388.2	2552.7
52.5°	3247.0	3213.0	3386.8	4003.7	4689.6	5321.0	5349.4	5209.5	4714.2	4442.2	2532.1
55°	2622.9	2581.1	2770.5	3289.3	4299.0	5367.2	5720.5	5647.5	4902.5	4375.4	2490.3
57.5°	1593.1	1551.9	1830.5	2356.0	3438.1	4982.8	5629.1	5703.3	5047.4	4301.8	2463.0
60°	669.8	643.6	752.8	1124.5	2195.5	4095.1	5144.3	5329.3	5074.7	4201.0	2474.1
62.5°	348.3	336.6	342.7	450.2	887.7	2696.4	4281.8	4603.8	4799.4	4156.4	2485.2
65°	261.3	252.4	232.9	247.4	344.9	1165.7	3077.0	3508.3	4202.6	4043.3	2410.0
67.5°	214.5	206.2	192.2	187.8	203.4	404.5	1570.8	2131.4	3293.2	3561.3	2140.3
70°	171.1	168.3	163.8	155.5	152.7	196.1	563.4	868.7	2177.7	2511.4	1551.3
72.5°	142.7	143.2	138.2	130.9	120.9	126.5	224.6	297.0	1053.7	1204.2	649.7
75°	119.2	119.2	120.9	110.9	100.9	86.9	124.8	144.9	338.2	278.1	138.8
77.5°	93.6	94.7	102.0	93.6	80.8	54.6	68.0	77.5	100.3	80.2	50.7
80°	74.7	73.6	70.8	84.1	72.4	38.4	32.3	35.7	46.8	38.4	25.1
82.5°	52.4	51.8	49.6	56.8	56.3	28.4	21.2	21.7	28.4	24.5	15.6
85°	12.8	15.0	31.8	26.7	23.4	16.7	12.8	13.9	18.4	16.2	8.4
87.5°	5.6	5.6	14.5	17.3	11.1	7.2	5.6	6.1	9.5	9.5	5.0
90°	0.0	0.0	0.0	0.0	0.0	0.0	0.0	0.0	0.0	0.0	0.0



REPORT NUMBER: P674430  
 CATALOG NUMBER: CCP-SA-1F-750-U-AFL-HSS

**CANDELA DISTRIBUTION (continued):**

	90°	95°	105°	115°	125°	135°	145°	155°	165°	175°	180°
0°	1488.4	1488.4	1488.4	1488.4	1488.4	1488.4	1488.4	1488.4	1488.4	1488.4	1488.4
2.5°	1493.4	1457.2	1411.5	1363.0	1313.4	1253.8	1215.9	1184.7	1160.2	1141.2	1134.5
5°	1498.9	1429.3	1325.7	1196.9	1066.0	943.4	848.7	778.5	720.5	688.7	674.8
7.5°	1498.4	1405.9	1218.7	1003.0	790.2	613.5	488.1	410.7	358.9	337.7	324.9
10°	1497.8	1375.2	1096.6	787.9	528.3	355.5	261.9	218.4	199.5	192.2	191.1
12.5°	1514.0	1340.1	960.1	580.1	331.6	221.2	182.2	172.2	167.7	165.5	164.9
15°	1522.9	1307.8	816.3	409.6	223.4	175.0	162.7	158.3	156.6	155.5	154.9
17.5°	1532.4	1257.7	679.8	296.4	178.9	158.8	151.6	148.8	147.7	147.7	147.7
20°	1534.1	1203.6	544.4	218.4	158.8	148.2	141.0	138.2	136.5	135.4	135.4
22.5°	1521.8	1139.5	428.0	177.2	147.1	138.2	130.4	125.9	123.1	122.6	122.6
25°	1491.1	1048.7	328.2	155.5	137.6	128.2	118.7	113.7	111.4	111.4	111.4
27.5°	1447.1	941.7	253.5	138.2	125.4	115.9	107.5	103.1	102.5	102.0	102.5
30°	1397.0	838.6	193.9	122.6	110.9	103.1	96.4	94.2	95.3	95.3	95.8
32.5°	1346.8	735.5	151.6	110.3	98.1	91.4	88.0	88.0	89.7	89.7	89.7
35°	1303.9	634.7	127.0	100.3	89.2	83.6	81.9	83.6	84.7	85.3	85.3
37.5°	1280.0	547.8	112.0	91.4	81.9	77.5	76.9	78.6	80.8	82.5	83.0
40°	1271.0	480.9	103.1	84.7	75.2	72.4	71.9	74.1	78.0	80.8	81.4
42.5°	1271.6	421.8	95.3	78.0	70.8	66.9	66.9	70.2	74.1	76.9	76.9
45°	1275.5	371.1	87.5	71.3	66.9	60.2	60.7	65.2	68.0	70.8	70.8
47.5°	1278.8	330.4	79.1	64.1	58.0	54.6	55.7	59.1	63.0	67.4	67.4
50°	1259.3	301.5	70.8	56.3	50.7	49.6	51.8	54.6	60.2	64.6	65.2
52.5°	1212.5	275.3	63.5	50.2	45.7	46.3	49.0	50.7	55.2	55.7	56.3
55°	1191.9	261.9	58.0	45.7	41.8	43.5	45.1	45.7	44.6	41.8	41.8
57.5°	1187.5	253.0	52.4	41.2	38.4	40.7	40.1	36.8	33.4	30.1	29.5
60°	1191.9	240.7	47.9	35.7	35.1	35.7	34.0	27.9	23.4	21.2	20.1
62.5°	1166.3	222.9	44.0	30.6	30.6	30.1	25.6	18.9	15.0	13.4	12.8
65°	1081.6	187.8	40.1	25.6	25.1	24.0	17.3	12.8	10.0	8.4	7.8
67.5°	915.0	145.4	36.2	21.2	20.1	16.7	11.1	8.4	5.6	5.0	4.5
70°	624.1	90.3	30.6	16.7	15.0	10.6	6.7	5.0	3.3	2.8	2.2
72.5°	226.2	52.4	25.6	12.8	10.0	6.7	3.9	2.2	1.7	1.7	1.1
75°	53.5	36.8	19.5	9.5	6.7	3.9	2.2	1.7	1.1	1.1	0.6
77.5°	24.5	28.4	12.8	5.6	4.5	2.8	1.7	1.1	0.6	0.6	0.0
80°	13.9	20.1	6.1	3.9	3.3	2.2	1.1	0.6	0.6	0.0	0.0
82.5°	7.2	11.1	4.5	3.3	2.8	1.7	1.1	0.0	0.0	0.0	0.0
85°	5.0	5.6	3.3	2.8	2.2	1.7	1.1	0.0	0.0	0.0	0.0
87.5°	3.9	3.9	3.3	2.8	2.2	1.7	0.6	0.0	0.0	0.0	0.0
90°	0.0	0.0	0.0	0.0	0.0	0.0	0.0	0.0	0.0	0.0	0.0

(END OF REPORT)